

ROYAL HUISMAN

Management team

CEO – Jan Timmerman

CFO – Brigitte Hegeman

Shipyard head of department –
Bart Jan Kimman

CCO – Peter Naeyé

Key shipyard statistics

Number of yachts delivered to date	34
Total LOA (m) of yachts delivered to date	1,543.0
Largest LOA (m) to date	81.0
Average LOA (m) of deliveries	45.4
Number of yachts delivered in 2020	1
Cumulative LOA (m) in 2020	81.0
Number of yachts in build	4
Number of facilities	2
Location of ≥30m facilities	Vollenhove and Amsterdam



The perfect spec

LOA (m)	65.0
GT	614.7
Beam (m)	9.5
Draft (m)	3.4
Hull type	Displacement
Hull material	Aluminium
Superstructure material	Aluminium
Interior designer	Mark Whiteley Design
Exterior designer	Dykstra Naval Architects
Naval architecture	Dykstra Naval Architects
Engine make	MTU
Engine model	8V 2000 M72
Propulsion	ISC
Average no. of guests	9
Average no. of crew	11

Based on last five full years.

Shipyard infrastructure



Port of build	Country of build	Total facility area (000's sqm)	Max LOA (m)	Max beam (m)
Amsterdam	Netherlands	12	70	19
Vollenhove	Netherlands	30	80	18



Recent projects

AQUARIUS



LOA (m)	56
YoD	2018

NGONI



LOA (m)	58
YoD	2017

SEA EAGLE II

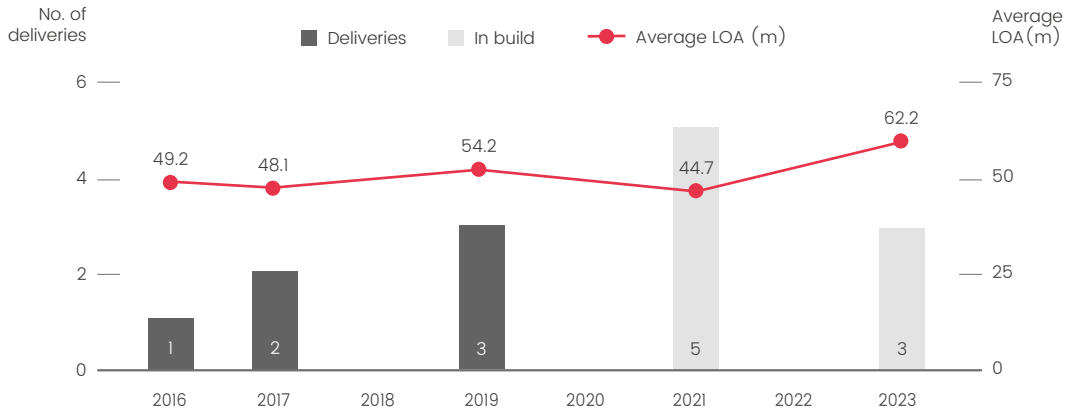


LOA (m)	81
YoD	2020

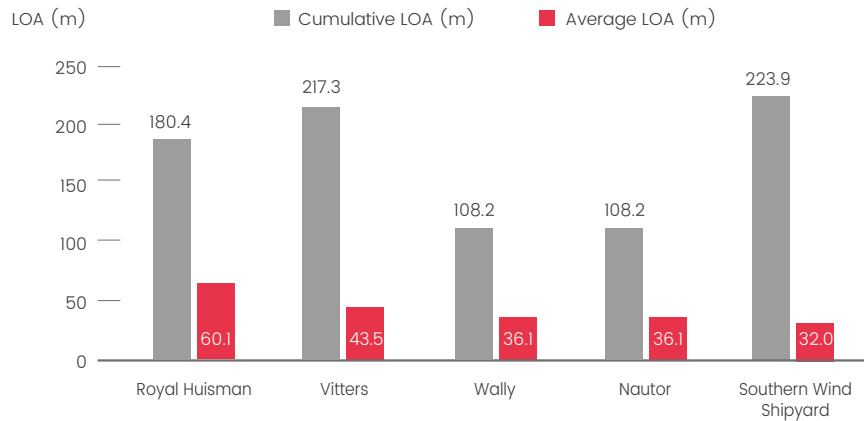
Order book

Name	LOA (m)	Type	Gross tonnage	Expected YoD	Status
Project 404	59.7	S/Y	499	2022	In build
Project 405	46.0	S/Y		2022	In build
Project 406	52.0	M/Y	499	2023	In build
Project Phi	58.5	M/Y	499	2021	In build

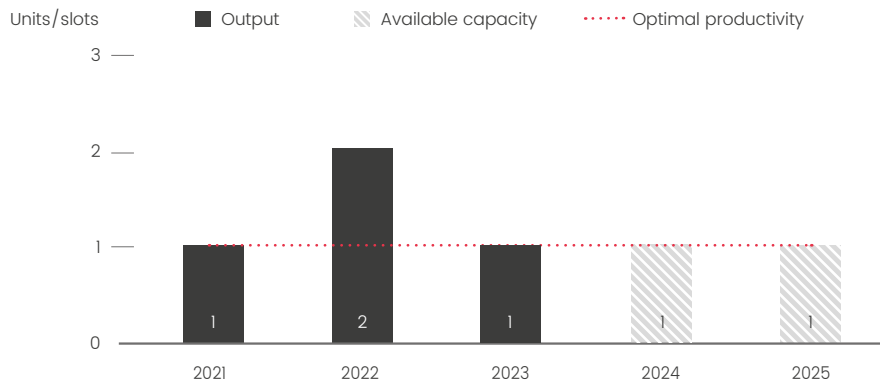
Five-year performance and order book



Royal Huisman compared to other sailing yacht builders based on cumulative and average LOA (m) over the previous five years



Royal Huisman output and availability



FOR FULL COMPANY INFORMATION AND LIVE MARKET ACTIVITY REPORTING,
VISIT SUPERYACHTNEWS.COM/SYINDEX AND SEARCH 'ROYAL HUISMAN'