



ITALIAN SEA GROUP

Management team

CEO – Giovanni Costantino

General director – Giulio Pennacchio

CFO – Filippo Menchelli

Key shipyard statistics

Number of yachts delivered to date	56
Total LOA (m) of yachts delivered to date	2,182.1
Largest LOA (m) to date	72.2
Average LOA (m) of deliveries	39.0
Number of yachts delivered in 2020	1
Cumulative LOA (m) in 2020	55.0
Number of yachts in build	12
Number of facilities	1
Location of ≥30m facility	Carrara



The perfect spec

LOA (m)	47.4
GT	689.7
Beam (m)	9.0
Draft (m)	2.6
Hull type	Semi-displacement
Hull material	Aluminium
Superstructure material	Aluminium
Interior designer	In house
Exterior designer	Luca Dini Design
Naval architecture	In house
Engine make	Caterpillar
Engine model	C32 ACERT
Propulsion	2SC
Fuel capacity (l)	73,800
Average no. of guests	11
Average no. of crew	11

Based on last five full years.

Shipyard infrastructure



Builder	Port of build	Country of build	Total facility area (000's sqm)	Max LOA (m)	Max beam (m)
Admiral/Tecnomar	Carrara	Italy	100	200	35



Current range

ADMIRAL – ARGO



LOA (m) 42/52/63

ADMIRAL – ATOS



LOA (m) 38/42/46

ADMIRAL – GALILEO



LOA (m) 62/65/70/80/105

ADMIRAL – IMPERO



LOA (m) 40/45/47/60

ADMIRAL – MITO



LOA (m) 55/76

ADMIRAL – MOMENTUM EXPLORER



LOA (m) 45/50/57/65

MOMENTUM



LOA (m) 40/45/47/60/85

ADMIRAL – S-FORCE



LOA (m) 55.0

ADMIRAL – X-FORCE

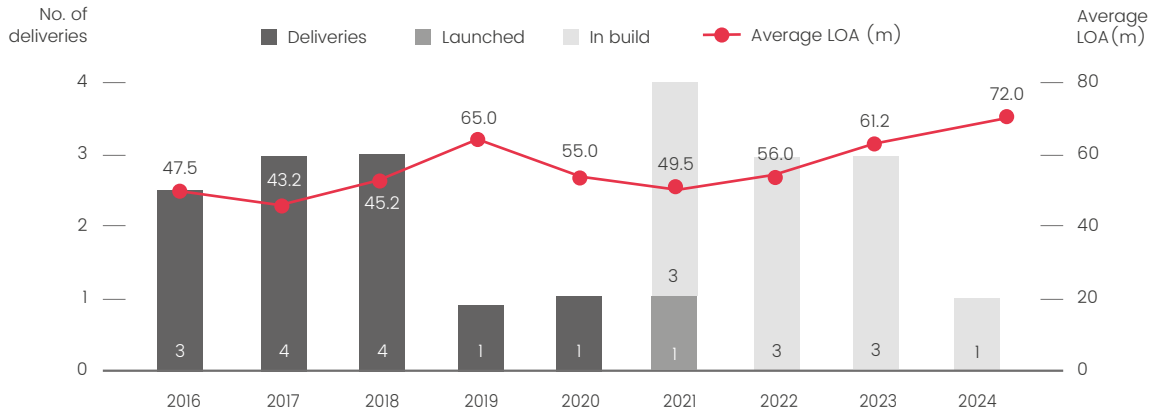


LOA (m) 145.0

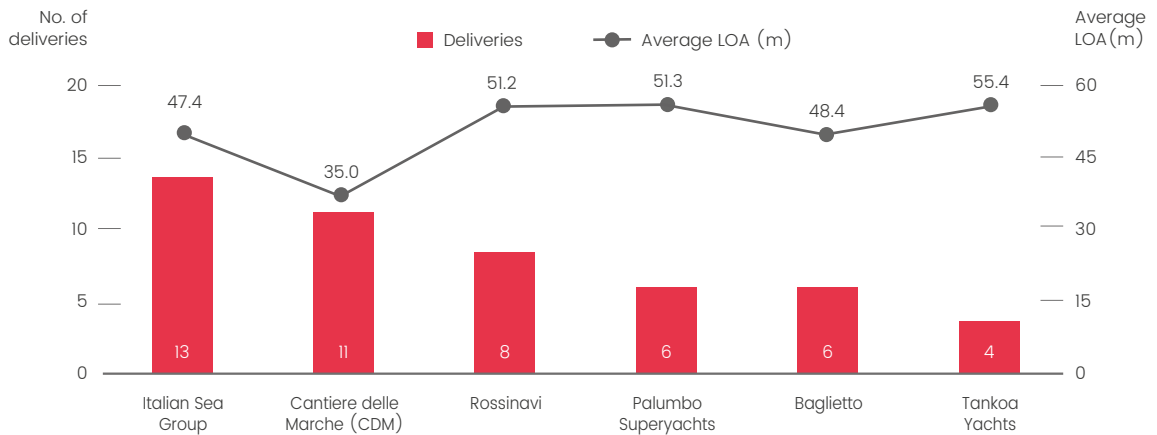
Order book

Name	LOA (m)	Type	Gross tonnage	Expected YoD	Status
[Unnamed]	72.0	M/Y	1,780	2024	In build
Admiral 55m S-Force	53.0	M/Y	499	2022	In build
Admiral U-Force	66.0	M/Y	1,200	2023	In build
Blue Marlin	77.7	M/Y	2,200	2023	In build
Crocus	48.0	M/Y	485	2021	In build
Custom Project 584	76.0	M/Y	1,920	2021	In build
Platinum	78.0	M/Y	2,073	2022	In build
Project Innovation	40.0	M/Y	700	2023	In build
Project Visionary	72.0	M/Y	1,780	2024	In build
Tecnomar Evo 581-B	37.0	M/Y	250	2021	In build
Tecnomar Evo 582	37.0	M/Y	250	2021	In build
Tecnomar Evo 583	37.0	M/Y	250	2022	In build

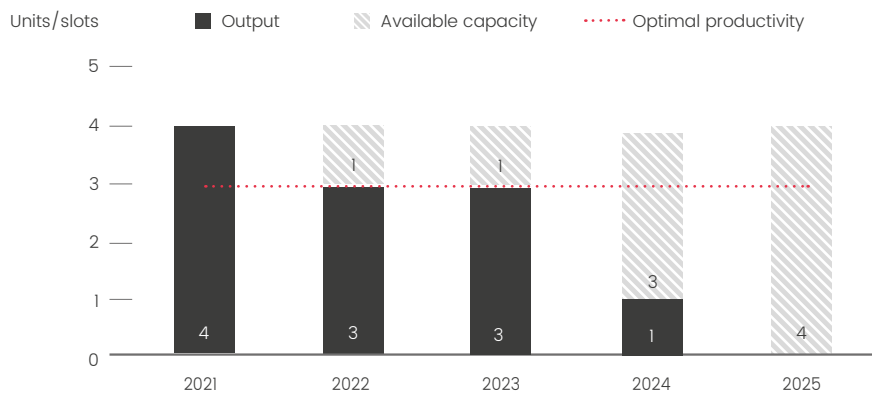
Five-year performance and order book



Italian Sea Group compared to competing yards based on deliveries and average LOA (m) over the previous five years



Italian Sea Group output and availability



FOR FULL COMPANY INFORMATION AND LIVE MARKET ACTIVITY REPORTING, VISIT SUPERYACHTNEWS.COM/SYINDEX AND SEARCH 'ITALIAN SEA GROUP'